

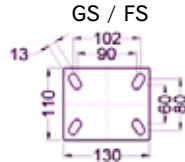
# INDUSTRIAL MÉDIO

INDUSTRIAL MEDIUM / INDUSTRIAL MEDIANO

## SÉRIE S



Giratório Fixo  
Swivel Rigid  
Giratoria Fija



Código / Code			mm	mm	kg	mm	mm	mm	mm	mm	kg	kg		
GS	FS	414 BPN	4"	100	38	■	125	130x110	102/90x80/60	13	138	45	1,410	1,118
GS	FS	414 BPE	4"	100	38	□	125	130x110	102/90x80/60	13	138	45	1,452	1,160
GS	FS	514 BPN	5"	125	38	■	145	130x110	102/90x80/60	13	159	45	1,524	1,162
GS	FS	514 BPE	5"	125	38	□	145	130x110	102/90x80/60	13	159	45	1,569	1,207
GS	FS	614 BPN	6"	150	38	■	165	130x110	102/90x80/60	13	185	45	1,584	1,291
GS	FS	614 BPE	6"	150	38	□	165	130x110	102/90x80/60	13	185	45	1,639	1,346



GS	FS	816 BPN	8"	205	45	■	200	130x110	102/90x80/60	13	252	55	2,569	2,184
GS	FS	816 BPR	8"	205	45	□	200	130x110	102/90x80/60	13	252	55	2,619	2,244



GS	FS	52 BPN	5"	130	50	■	200	130x110	102/90x80/60	13	169	42	1,996	1,653
GS	FS	52 BPR	5"	130	50	□	200	130x110	102/90x80/60	13	169	42	2,011	1,668
GS	FS	52 BPS	5"	130	50	□	200	130x110	102/90x80/60	13	169	42	2,085	1,742
GS	FS	62 BPN	6"	155	50	■	250	130x110	102/90x80/60	13	193	42	2,240	1,925
GS	FS	62 BPR	6"	155	50	□	250	130x110	102/90x80/60	13	193	42	2,330	2,015
GS	FS	62 BPS	6"	155	50	□	250	130x110	102/90x80/60	13	193	42	2,215	1,900



GS	FS	52 UPN	5"	130	50	■	350	130x110	102/90x80/60	13	169	42	1,976	1,633
GS	FS	52 UPR	5"	130	50	□	350	130x110	102/90x80/60	13	169	42	1,990	1,647
GS	FS	52 UPS	5"	130	50	□	350	130x110	102/90x80/60	13	169	42	2,060	1,717
GS	FS	62 UPN	6"	155	50	■	400	130x110	102/90x80/60	13	193	42	2,215	1,900
GS	FS	62 UPR	6"	155	50	□	400	130x110	102/90x80/60	13	193	42	2,320	2,005
GS	FS	62 UPS	6"	155	50	□	400	130x110	102/90x80/60	13	193	42	2,189	1,874

# INDUSTRIAL MÉDIO

INDUSTRIAL MEDIUM / INDUSTRIAL MEDIANO

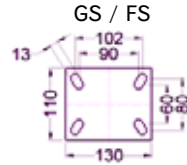


PLACA PLATE

## SÉRIE S



Giratório Fixo  
Swivel Rigid  
Giratoria Fija



Código / Code			mm	mm	kg	*mm	*mm	*mm	mm	mm	kg	kg	
GS	FS	414 NPE	4"	100	38	125	130X110	102/90X80/60	13	138	45	1,452	1,160
GS	FS	514 NPE	5"	125	38	150	130X110	102/90X80/60	13	159	45	1,569	1,207
GS	FS	614 NPE	6"	150	38	165	130X110	102/90X80/60	13	185	45	1,639	1,346



GS	FS	414 NNF	4"	100	36	200	130x110	102/90x80/60	13	138	45	1,339	1,047
GS	FS	514 NNF	5"	125	40	300	130x110	102/90x80/60	13	159	45	1,507	1,145



GS	FS	52 NRF	5"	125	50	400	130x110	102/90x80/60	13	166	42	1,816	1,473
GS	FS	52 NRS	5"	125	50	400	130x110	102/90x80/60	13	166	42	1,833	1,490
GS	FS	62 NRF	6"	150	50	400	130x110	102/90x80/60	13	190	42	1,965	1,650
GS	FS	62 NRS	6"	150	50	400	130x110	102/90x80/60	13	190	42	1,984	1,669



GS	FS	414 CCF	4"	100	38	200	130x110	102/90x80/60	13	138	45	1,527	1,235
GS	FS	514 CCF	5"	125	38	300	130x110	102/90x80/60	13	159	45	1,769	1,407
GS	FS	52 CCL	5"	125	50	400	130x110	102/90x80/60	13	166	42	2,251	1,908
GS	FS	62 CCL	6"	150	50	400	130x110	102/90x80/60	13	190	42	2,490	2,175



GS	FS	62 VPF	6"	160	40	135	130x110	102/90x80/60	13	195	42	2,021	1,706
GS	FS	62 VPR	6"	160	40	135	130x110	102/90x80/60	13	195	42	2,197	1,882
GS	FS	82 VPF	8"	200	50	200	130x110	102/90x80/60	13	250	58	2,935	2,564
GS	FS	82 VPR	8"	200	50	200	130x110	102/90x80/60	13	250	58	2,995	2,624

# INDUSTRIAL MÉDIO

INDUSTRIAL MEDIUM / INDUSTRIAL MEDIANO

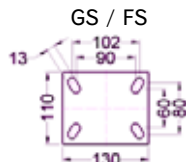


## SÉRIE S



### BI

Giratório Fixo  
Swivel Rigid  
Giratoria Fija



Código / Code		mm	mm	kg	mm	mm	mm	mm	mm	mm	kg	kg		
GS	FS	414 BIN	4"	100	38		150	130x110	102/90x80/60	13	138	45	1,622	1,330
GS	FS	414 BIR	4"	100	38		150	130x110	102/90x80/60	13	138	45	1,709	1,377
GS	FS	514 BIN	5"	125	38		175	130x110	102/90x80/60	13	159	45	1,894	1,532
GS	FS	514 BIR	5"	125	38		175	130x110	102/90x80/60	13	159	45	1,939	1,577
GS	FS	614 BIN	6"	150	38		200	130x110	102/90x80/60	13	185	45	2,149	1,856
GS	FS	614 BIR	6"	150	38		200	130x110	102/90x80/60	13	185	45	2,179	1,886



### ZI

GS	FS	414 ZIN	4"	100	38		150	130x110	102/90x80/60	13	138	45	1,638	1,346
GS	FS	414 ZIR	4"	100	38		150	130x110	102/90x80/60	13	138	45	1,685	1,393
GS	FS	514 ZIN	5"	125	38		175	130x110	102/90x80/60	13	159	45	1,919	1,557
GS	FS	514 ZIR	5"	125	38		175	130x110	102/90x80/60	13	159	45	1,965	1,603
GS	FS	614 ZIN	6"	150	38		200	130x110	102/90x80/60	13	185	45	2,183	1,890
GS	FS	614 ZIR	6"	150	38		200	130x110	102/90x80/60	13	185	45	2,214	1,921



### BF

GS	FS	414 BFN	4"	100	38		150	130x110	102/90x80/60	13	138	45	2,072	1,780
GS	FS	414 BFL	4"	100	38		150	130x110	102/90x80/60	13	138	45	2,377	2,085
GS	FS	414 BFS	4"	100	38		150	130x110	102/90x80/60	13	138	45	2,206	1,914
GS	FS	514 BFN	5"	125	38		175	130x110	102/90x80/60	13	159	45	2,454	2,092
GS	FS	514 BFL	5"	125	38		175	130x110	102/90x80/60	13	159	45	2,463	2,101
GS	FS	514 BFS	5"	125	38		175	130x110	102/90x80/60	13	159	45	2,601	2,239
GS	FS	614 BFN	6"	150	38		200	130x110	102/90x80/60	13	185	45	2,669	2,376
GS	FS	614 BFL	6"	150	38		200	130x110	102/90x80/60	13	185	45	3,119	2,826
GS	FS	614 BFS	6"	150	38		200	130x110	102/90x80/60	13	185	45	3,257	2,964
GS	FS	42 BFL	4"	100	50		250	130x110	102/90x80/60	13	154	42	2,830	2,472
GS	FS	42 BFS	4"	100	50		250	130x110	102/90x80/60	13	154	42	2,968	2,610
GS	FS	52 BFL	5"	125	50		250	130x110	102/90x80/60	13	166	42	3,236	2,893
GS	FS	52 BFS	5"	125	50		250	130x110	102/90x80/60	13	166	42	3,374	3,031
GS	FS	62 BFL	6"	150	50		300	130x110	102/90x80/60	13	190	42	3,700	3,385
GS	FS	62 BFS	6"	150	50		300	130x110	102/90x80/60	13	190	42	3,838	3,523

# INDUSTRIAL MÉDIO

INDUSTRIAL MEDIUM / INDUSTRIAL MEDIANO

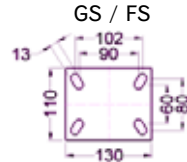


PLACA PLATE

## SÉRIE S



Giratório Swivel  
Fixo Rigid  
Giratoria Fija



Código / Code			mm	mm	kg	mm	mm	mm	mm	mm	kg	kg		
GS	FS	62 BDL	6"	155	50		200	130x110	102/90x80/60	13	193	42	2,870	2,555



GS	FS	414 UFN	4"	100	38		350	130x110	102/90x80/60	13	138	45	2,057	1,765
GS	FS	414 UFL	4"	100	38		350	130x110	102/90x80/60	13	138	45	2,257	1,965
GS	FS	414 UFS	4"	100	38		350	130x110	102/90x80/60	13	138	45	2,252	1,960
GS	FS	514 UFN	5"	125	38		400	130x110	102/90x80/60	13	159	45	2,379	2,017
GS	FS	514 UFL	5"	125	38		400	130x110	102/90x80/60	13	159	45	2,374	2,012
GS	FS	514 UFS	5"	125	38		400	130x110	102/90x80/60	13	159	45	2,505	2,143
GS	FS	614 UFN	6"	150	38		400	130x110	102/90x80/60	13	185	45	3,024	2,731
GS	FS	614 UFL	6"	150	38		400	130x110	102/90x80/60	13	185	45	3,029	2,736
GS	FS	614 UFS	6"	150	38		400	130x110	102/90x80/60	13	185	45	3,167	2,874
GS	FS	42 UFL	4"	100	50		400	130x110	102/90x80/60	13	154	42	2,865	2,540
GS	FS	42 UFS	4"	100	50		400	130x110	102/90x80/60	13	154	42	2,780	2,465
GS	FS	52 UFL	5"	125	50		400	130x110	102/90x80/60	13	166	42	3,201	2,858
GS	FS	52 UFS	5"	125	50		400	130x110	102/90x80/60	13	166	42	3,111	2,768
GS	FS	62 UFL	6"	150	50		400	130x110	102/90x80/60	13	190	42	3,630	3,315
GS	FS	62 UFS	6"	150	50		400	130x110	102/90x80/60	13	190	42	3,510	3,195



GS	FS	414 FFN	4"	100	38		350	130x110	102/90x80/60	13	138	45	2,185	1,893
GS	FS	414 FFZ	4"	100	38		350	130x110	102/90x80/60	13	138	45	2,235	1,943
GS	FS	514 FFN	5"	125	38		400	130x110	102/90x80/60	13	159	45	2,474	2,112
GS	FS	514 FFZ	5"	125	38		400	130x110	102/90x80/60	13	159	45	2,524	2,162
GS	FS	52 FFN	5"	125	50		400	130x110	102/90x80/60	13	166	42	3,271	2,928
GS	FS	52 FFL	5"	125	50		400	130x110	102/90x80/60	13	166	42	3,531	3,188
GS	FS	52 FFS	5"	125	50		400	130x110	102/90x80/60	13	166	42	3,456	3,113
GS	FS	62 FFN	6"	150	50		400	130x110	102/90x80/60	13	190	42	3,905	3,590
GS	FS	62 FFL	6"	150	50		400	130x110	102/90x80/60	13	190	42	4,005	3,690
GS	FS	62 FFS	6"	150	50		400	130x110	102/90x80/60	13	190	42	3,945	3,630

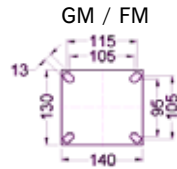
# INDUSTRIAL MÉDIO

INDUSTRIAL MEDIUM / INDUSTRIAL MEDIANO

## SÉRIE M



Giratório Fixo  
Swivel Rigid  
Giratoria Fija



Código / Code		mm	mm	kg	mm	mm	mm	mm	mm	mm	kg	kg		
GM	FM	52 BPR	5"	130	50		200	140x130	115/105x105/95	13	167	40	2,97	2,40
GM	FM	52 BPS	5"	130	50		200	140x130	115/105x105/95	13	167	40	3,04	2,47
GM	FM	62 BPR	6"	155	50		250	140x130	115/105x105/95	13	195	40	3,17	2,79
GM	FM	62 BPS	6"	155	50		250	140x130	115/105x105/95	13	195	40	3,05	2,68
GM	FM	82 BPR	8"	205	50		300	140x130	115/105x105/95	13	237	59	4,20	3,57
GM	FM	82 BPS	8"	205	50		300	140x130	115/105x105/95	13	237	59	4,04	3,41
GM	FM	102 BPR	10"	255	50		400	140x130	115/105x105/95	13	294	62	5,02	4,50
GM	FM	102 BPS	10"	255	50		400	140x130	115/105x105/95	13	294	62	4,95	4,44



GM	FM	52 UPR	5"	130	50		350	140x130	115/105x105/95	13	167	40	2,95	2,38
GM	FM	52 UPS	5"	130	50		350	140x130	115/105x105/95	13	167	40	3,02	2,45
GM	FM	62 UPR	6"	155	50		400	140x130	115/105x105/95	13	195	40	3,16	2,78
GM	FM	62 UPS	6"	155	50		400	140x130	115/105x105/95	13	195	40	3,03	2,65
GM	FM	82 UPR	8"	205	50		500	140x130	115/105x105/95	13	237	59	4,18	3,55
GM	FM	82 UPS	8"	205	50		500	140x130	115/105x105/95	13	237	59	4,15	3,51
GM	FM	102 UPR	10"	255	50		600	140x130	115/105x105/95	13	294	62	4,98	4,47
GM	FM	102 UPS	10"	255	50		600	140x130	115/105x105/95	13	294	62	4,86	4,34



GM	FM	52 NRF	5"	125	50		500	140x130	115/105x105/95	13	164	40	2,77	2,20
GM	FM	52 NRS	5"	125	50		500	140x130	115/105x105/95	13	164	40	2,79	2,22
GM	FM	62 NRF	6"	150	50		600	140x130	115/105x105/95	13	192	40	2,80	2,43
GM	FM	62 NRS	6"	150	50		600	140x130	115/105x105/95	13	192	40	2,82	2,45
GM	FM	82 NRF	8"	200	46		600	140x130	115/105x105/95	13	234	59	3,57	2,94
GM	FM	82 NRS	8"	200	50		600	140x130	115/105x105/95	13	234	59	3,49	2,85
GM	FM	102 NRF	10"	250	50		600	140x130	115/105x105/95	13	291	62	4,70	4,90
GM	FM	102 NRS	10"	250	50		600	140x130	115/105x105/95	13	291	62	4,62	4,10

# INDUSTRIAL MÉDIO

## INDUSTRIAL MEDIUM / INDUSTRIAL MEDIANO



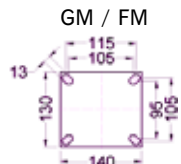
PLACA PLATE

### SÉRIE M



Giratório Fixo  
Swivel Rigid  
Giratoria Fija

(- 40°C - 180°C)



Código / Code		mm	mm	kg	mm	mm	mm	mm	mm	mm	kg	kg		
GM	FM	52 NVY	5"	125	50		500	140x130	115/105x105/95	13	164	40	2,83	2,25
GM	FM	62 NVY	6"	150	50		600	140x130	115/105x105/95	13	192	40	2,85	2,48



GM	FM	52 CCL	5"	125	50		500	140x130	115/105x105/95	13	164	40	3,21	2,64
GM	FM	52 CCS	5"	125	50		500	140x130	115/105x105/95	13	164	40	3,36	2,79
GM	FM	62 CCL	6"	150	50		600	140x130	115/105x105/95	13	192	40	3,33	2,95
GM	FM	62 CCS	6"	150	50		600	140x130	115/105x105/95	13	192	40	3,51	3,13
GM	FM	82 CCL	8"	200	50		600	140x130	115/105x105/95	13	234	59	4,63	4,00
GM	FM	82 CCS	8"	200	50		600	140x130	115/105x105/95	13	234	59	4,66	4,03



GM	FM	62 BDL	6"	155	50		200	140x130	115/105x105/95	13	195	40	3,71	3,33
GM	FM	92 BDL	9"	225	45		250	140x130	115/105x105/95	13	279	62	5,19	4,99
GM	FM	102 BDL	10"	250	48		300	140x130	115/105x105/95	13	291	62	5,86	5,66



GM	FM	42 BFL	4"	100	50		200	140x130	115/105x105/95	13	151	40	3,87	3,15
GM	FM	42 BFS	4"	100	50		200	140x130	115/105x105/95	13	151	40	4,25	3,50
GM	FM	52 BFL	5"	125	50		250	140x130	115/105x105/95	13	164	40	4,19	3,62
GM	FM	52 BFS	5"	125	50		250	140x130	115/105x105/95	13	164	40	4,41	3,84
GM	FM	62 BFL	6"	150	50		300	140x130	115/105x105/95	13	192	40	4,54	4,16
GM	FM	62 BFS	6"	150	50		300	140x130	115/105x105/95	13	192	40	4,34	3,97
GM	FM	82 BFL	8"	200	50		350	140x130	115/105x105/95	13	234	59	6,42	5,78
GM	FM	82 BFS	8"	200	50		350	140x130	115/105x105/95	13	234	59	6,52	5,89
GM	FM	102 BFL	10"	250	50		450	140x130	115/105x105/95	13	291	62	8,39	7,87
GM	FM	102 BFS	10"	250	50		450	140x130	115/105x105/95	13	291	62	8,01	7,50

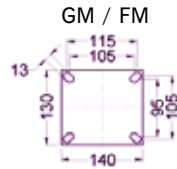
# INDUSTRIAL MÉDIO

INDUSTRIAL MEDIUM / INDUSTRIAL MEDIANO

## SÉRIE M



Giratório Fixo  
Swivel Rigid  
Giratoria Fija



Código / Code		mm	mm	kg	mm	mm	mm	mm	mm	mm	kg	kg		
GM	FM	42 UFL	4"	100	50	≡	500	140x130	115/105x105/95	13	151	40	3,87	3,15
GM	FM	42 UFS	4"	100	50	⊗	500	140x130	115/105x105/95	13	151	40	3,80	3,08
GM	FM	52 UFL	5"	125	50	≡	600	140x130	115/105x105/95	13	164	40	4,16	3,59
GM	FM	52 UFS	5"	125	50	⊗	600	140x130	115/105x105/95	13	164	40	4,07	3,50
GM	FM	62 UFL	6"	150	50	≡	600	140x130	115/105x105/95	13	192	40	4,47	4,09
GM	FM	62 UFS	6"	150	50	⊗	600	140x130	115/105x105/95	13	192	40	4,35	3,97
GM	FM	82 UFL	8"	200	50	≡	600	140x130	115/105x105/95	13	234	59	6,30	5,66
GM	FM	82 UFS	8"	200	50	⊗	600	140x130	115/105x105/95	13	234	59	6,10	5,46
GM	FM	102 UFL	10"	250	50	≡	600	140x130	115/105x105/95	13	291	62	8,97	8,46
GM	FM	102 UFS	10"	250	50	⊗	600	140x130	115/105x105/95	13	291	62	8,31	7,80



GM	FM	52 FFL	5"	125	50	≡	600	140x130	115/105x105/95	13	164	40	4,49	3,92
GM	FM	52 FFS	5"	125	50	⊗	600	140x130	115/105x105/95	13	164	40	4,41	3,84
GM	FM	62 FFL	6"	150	50	≡	600	140x130	115/105x105/95	13	192	40	4,84	4,47
GM	FM	62 FFS	6"	150	50	⊗	600	140x130	115/105x105/95	13	192	40	4,78	4,41
GM	FM	82 FFL	8"	200	50	≡	600	140x130	115/105x105/95	13	234	59	7,15	6,51
GM	FM	82 FFS	8"	200	50	⊗	600	140x130	115/105x105/95	13	234	59	7,19	6,55
GM	FM	102 FFL	10"	250	50	≡	600	140x130	115/105x105/95	13	291	62	9,50	8,99
GM	FM	102 FFS	10"	250	50	⊗	600	140x130	115/105x105/95	13	291	62	8,49	7,98